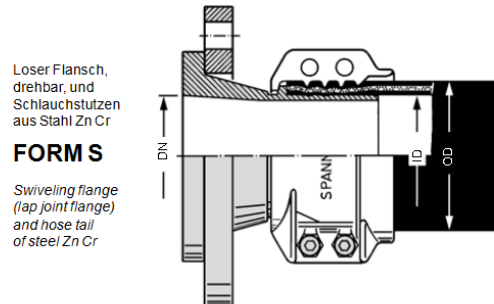
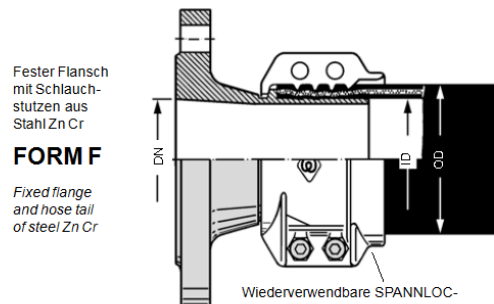


## Flansch-Schalenarmatur Typ FFC/SFC – SC-Einbindung

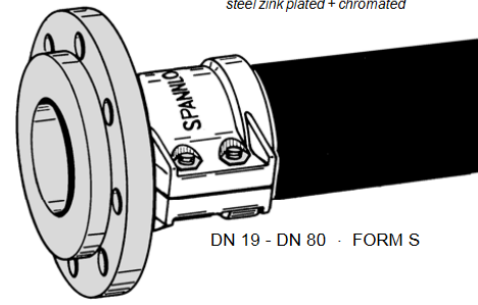
| GE-<br>WICHT<br>Weight<br>Approx. | SCHLAUCH-<br>GRÖSSE<br>Hose<br>Size |         | FLANSCH<br>NENNWEITE<br>Flange Diam.<br>Nominal | FLANSCHNORM<br>NENNDRUCK<br>Flange Standard<br>Pressure Nominal | FLANSCH<br>FORM<br>Flange<br>Style | BESTELL-<br>NUMMER<br>Part<br>Number |   |
|-----------------------------------|-------------------------------------|---------|---|---|------------------------------------|--------------------------------------|---|
|                                   | mm                                  | OD mm   |   |   |                                    |                                      |   |
| 1,3                               | 19<br>(3/4")                        | 30 - 33 | DN 20<br><br>3/4"                               | DIN PN 40<br>(PN 10, 16, 25, 40)                                | S                                  | SFC 19.40                            | Schlauchflansche nach DIN EN 1092-1 aus Stahl galvanisch verzinkt und chromatiert, mit SPANNLOC- Klemmbacken aus Aluminium.<br><br>Verwendungsbereich: Schläuche für Mineralölprodukte, Flüssiggase einschließlich Ammoniak, Lösungsmittel, Schlamm, Wasser und Luft. - Für Chemikalien, Säuren und Laugen unbedingt Beständigkeitsübersicht auf Seite 250 beachten.<br>Nicht geeignet für Dampfschläuche und große Hitze.<br><br>Für Saug- und Druckbeanspruchung entsprechend dem Schlauch - Nenndruck. |
| 1,2                               |                                     |         |   |   | F                                  | FFC 19.40                            |   |
| 1,0                               |                                     |         |   |   | S                                  | SFC 19.150                           |   |
| 1,2                               |                                     |         |   |   | F                                  | FFC 19.150                           |   |
| 1,5                               |                                     |         |   |   | S                                  | SFC 19.300                           |   |
| 1,7                               |                                     |         |   |   | F                                  | FFC 19.300                           |   |
| 1,7                               | 25<br>(1")                          | 36 - 39 | DN 25<br><br>1"                                 | DIN PN 40<br>(PN 10, 16, 25, 40)                                | S                                  | SFC 25.40                            | Flanged hose fittings acc. to DIN EN 1092-1 of steel, zinc plated and chromated, with SPANNLOC - bolted clamps of aluminium.<br><br>Range of application: Hoses for petroleum based products, LP gas including ammonia, solvents, mud, water and air. - For chemicals, acids and alkalis take note of the resistance chart on page 250. - Not suitable for steam hoses.<br><br>Suitable for suction and pressure service according to the nominal pressure of the hose.                                   |
| 1,5                               |                                     |         |   |   | F                                  | FFC 25.40                            |   |
| 1,3                               |                                     |         |   |   | S                                  | SFC 25.150                           |   |
| 1,7                               |                                     |         |   |   | F                                  | FFC 25.150                           |   |
| 1,9                               |                                     |         |   |   | S                                  | SFC 25.300                           |   |
| 2,1                               |                                     |         |   |   | F                                  | FFC 25.300                           |   |
| 2,4                               | 32<br>(1 1/4")                      | 43 - 46 | DN 32<br><br>1 1/4"                             | DIN PN 40<br>(PN 10, 16, 25, 40)                                | S                                  | SFC 32.40                            | Losser Flansch, drehbar, und Schlauchstützen aus Stahl Zn Cr  |
| 2,1                               |                                     |         |   |   | F                                  | FFC 32.40                            |   |
| 1,7                               |                                     |         |   |   | S                                  | SFC 32.150                           |   |
| 1,8                               |                                     |         |   |   | F                                  | FFC 32.150                           |   |
| 2,3                               |                                     |         |   |   | S                                  | SFC 32.300                           |   |
| 2,7                               |                                     |         |   |   | F                                  | FFC 32.300                           |   |
| 2,8                               | 38<br>(1 1/2")                      | 50 - 53 | DN 40<br><br>1 1/2"                             | DIN PN 40<br>(PN 10, 16, 25, 40)                                | S                                  | SFC 38.40                            | Fester Flansch mit Schlauchstützen aus Stahl Zn Cr  |
| 2,3                               |                                     |         |   |   | F                                  | FFC 38.40                            |   |
| 2,1                               |                                     |         |   |   | S                                  | SFC 38.150                           |   |
| 2,2                               |                                     |         |   |   | F                                  | FFC 38.150                           |   |
| 3,2                               |                                     |         |   |   | S                                  | SFC 38.300                           |   |
| 4,0                               |                                     |         |   |   | F                                  | FFC 38.300                           |   |
| 2,9                               | 40                                  | 53 - 56 | DN 40   | DIN PN 40<br>(PN 10, 16, 25, 40)                                | S                                  | SFC 40.40                            | FORM F  |
| 2,4                               |                                     |         |   |   | F                                  | FFC 40.40                            |   |
| 3,6                               | 50<br>(2")                          | 63 - 67 | DN 50   | DIN PN 16<br>(PN 10, 16)  | S                                  | SFC 50.16                            | Fixed flange and hose tail of steel Zn Cr   |
| 3,2                               |                                     |         |   |   | F                                  | FFC 50.16                            |   |
| 4,2                               |                                     |         |   |   | S                                  | SFC 50.40                            |   |
| 3,5                               |                                     |         |   |   | F                                  | FFC 50.40                            |   |
| 3,3                               |                                     |         | 2"  | ASA 150   | S                                  | SFC 50.150                           |   |
| 3,4                               |                                     |         |   |   | F                                  | FFC 50.150                           |   |
| 4,0                               |                                     |         |   |   | S                                  | SFC 50.300                           |   |
| 4,8                               |                                     |         |   |   | F                                  | FFC 50.300                           |   |
| 4,4                               | 63<br>(2 1/2")                      | 78 - 82 | DN 65   | DIN PN 16<br>(PN 10, 16)  | S                                  | SFC 63.16                            | Wiederverwendbare SPANNLOC-Klemmbacken aus Pressaluminium AlMgSi 1. Schrauben und Muttern Stahl verzinkt und chromatiert.<br><br>Re-usable bolted clamps of hot stamped aluminium. Bolts and nuts steel zinc plated + chromated   |
| 3,9                               |                                     |         |   |   | F                                  | FFC 63.16                            |   |
| 5,1                               |                                     |         |   |   | S                                  | SFC 63.40                            |   |
| 4,6                               |                                     |         |   |   | F                                  | FFC 63.40                            |   |
| 4,7                               |                                     |         | 2 1/2"  | ASA 150   | S                                  | SFC 63.150                           |   |
| 4,5                               |                                     |         |   |   | F                                  | FFC 63.150                           |   |
| 5,5                               |                                     |         |   |   | S                                  | SFC 63.300                           |   |
| 6,3                               |                                     |         |   |   | F                                  | FFC 63.300                           |   |



**FORM S**  
Swiveling flange (lap joint flange) and hose tail of steel Zn Cr



**FORM F**  
Fixed flange and hose tail of steel Zn Cr



DN 19 - DN 80 - FORM S

\*) Flanschmaße siehe Seite 278 - Flange measurements see page 278