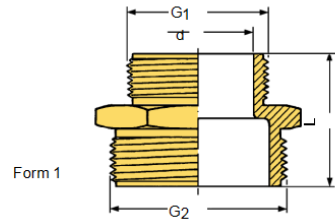



Reduziernippel

Gewicht Weight Approx. ≈ kg	Abmessungen ≈ mm Dimensions ≈ mm		Form Style	WERKSTOFF Material	GEWINDE-GRÖSSE Thread Size		BESTELL-NUMMER Part Number		
	d	L			G1	G2			Type
0,09	19	34	1	Messing (cr = glanz verchromt) — brass (cr = chrome plated)	G 3/4"	G 1"	RN 3/4 x 1	Reduziernippel Type RN , mit ungleichen Rohr-Außengewinden, flachdichtend mit stirnseitigen Dichtflächen (G = DIN ISO 228). Reducing nipples type RN , with different male pipe thread with flat sealing surfaces (G = thread according to DIN ISO 228/BSP parallel).	
0,09	19	34	1		G 3/4"	G 1"	RN 3/4 x 1 cr		
0,10	19	35	1		3/4" NPT	G 1"	RN 3/4 NPT x 1		
0,10	19	35	1		3/4" NPT	G 1"	RN 3/4 NPT x 1 cr		
0,13	18	37	1		3/4" NPT	M 30 x 1,5	RN 3/4 NPT x M30		
0,16	25	36	1		G 1"	G 1 1/4"	RN 1 x 1 1/4		
0,22	24	42	1		G 1"	G 1 1/2"	RN 1 x 1 1/2		
0,31	24	49	1		G 1"	G 2"	RN 1 x 2		
0,25	32	42	2		G 1 1/4"	G 1 1/2"	RN 1 1/4 x 1 1/2		
0,34	32	43	1		G 1 1/4"	G 2"	RN 1 1/4 x 2		
0,37	38	46	2		G 1 1/2"	G 2"	RN 1 1/2 x 2		
0,60	36	52	1		G 1 1/2"	G 2 1/2"	RN 1 1/2 x 2 1/2		
0,65	50	53	1		G 2"	G 2 1/2"	RN 2 x 2 1/2		
0,65	48	55	3		G 2"	G 3"	RN 2 x 3		
0,85	61	66	2		G 2 1/2"	G 3"	RN 2 1/2 x 3		
0,71	75	49	5		G 3"	G 4"	RN 3 x 4		
2,90	76	100	1		G 3"	5 1/2" *)	RN 3 x 5 1/2		
4,45	100	105	4		G 4"	5 1/2" *)	RN 4 x 5 1/2		
0,17	47	44	5		Aluminium — aluminium	G 2"	G 3"		RN 2 x 3 Al
0,27	76	53	5			G 3"	G 4"		RN 3 x 4 Al
1,0	76	80	1	G 3"		5 1/2" *)	RN 3 x 5 1/2 Al		
1,35	98	96	4	G 4"		5 1/2" *)	RN 4 x 5 1/2 Al		
0,13	18	35	1	Edelstahl 1.4571 mit Werkstoff- Kennzeichnung — stainless steel AISI 316 Ti INOX with material marking	G 3/4"	G 1"	RN 3/4 x 1 SS		
0,20	22	36	1		G 1"	G 1 1/4"	RN 1 x 1 1/4 SS		
0,25	22	39	1		G 1"	G 1 1/2"	RN 1 x 1 1/2 SS		
0,47	22	43	1		G 1"	G 2"	RN 1 x 2 SS		
0,22	32	42	1		G 1 1/4"	G 1 1/2"	RN 1 1/4 x 1 1/2 SS		
0,41	32	44	1		G 1 1/4"	G 2"	RN 1 1/4 x 2 SS		
0,35	38	46	1		G 1 1/2"	G 2"	RN 1 1/2 x 2 SS		
0,68	38	49	1		G 1 1/2"	G 2 1/2"	RN 1 1/2 x 2 1/2 SS		
0,69	48	52	1		G 2"	G 2 1/2"	RN 2 x 2 1/2 SS		
0,66	48	55	6		G 2"	G 3"	RN 2 x 3 SS		
0,59	63	48	5		G 2 1/2"	G 3"	RN 2 1/2 x 3 SS		
1,05	76	48	5		G 3"	G 4"	RN 3 x 4 SS		
3,75	76	84	7		G 3"	5 1/2" *)	RN 3 x 5 1/2 SS		
2,95	100	85	7		G 4"	5 1/2" *)	RN 4 x 5 1/2 SS		

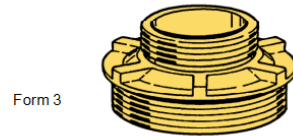
Type RN



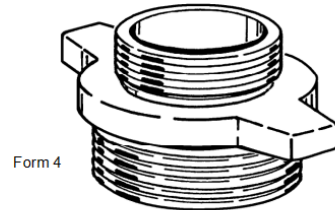
Form 1



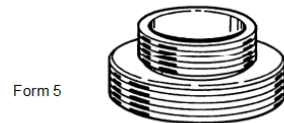
Form 2



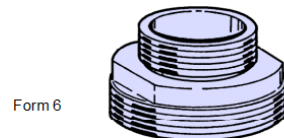
Form 3



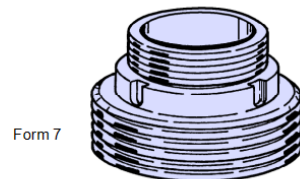
Form 4



Form 5



Form 6



Form 7



*) Eisenbahn - Kesselwagengewinde nach alter DIN 11
Thread for rail tankers according to old DIN 11